



**What do they have in common?  
What is the difference?**

Know enough words and word combinations, grammatical structures to compare and contrast pictures

Make sentences in the right order using the appropriate time

Have and follow the plan

Use fillers when hesitating

- 1) вводящее предложение
- 2) что изображено - описание (место и действие)
- 3) какое сходство
- 4) какое различие
- 5) что предпочел бы и почему
- 6) заключительное предложение

I would like to compare and contrast these two photos.

In the first picture we can see people/a person somewhere/doing smth. And in the second picture we can people/a person somewhere/doing smth.

# Present Continuous

am / are / is + **V-ing**

I am **play**ing

She is **read**ing  
He is **swimm**ing

They are **writ**ing  
You are **sleep**ing  
We are **danc**ing

1. We not going to school today.

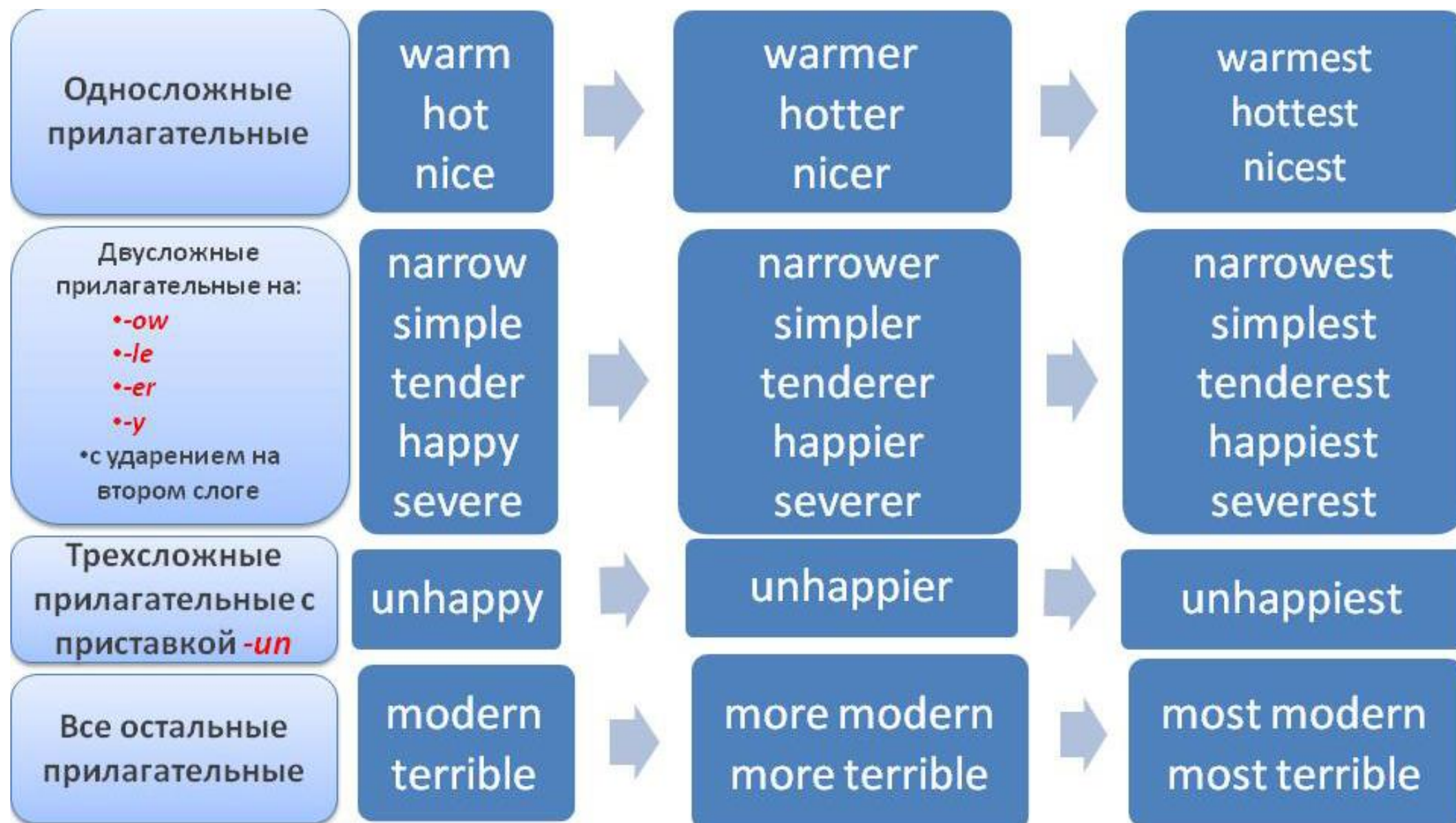
2. What you doing now?

3. At the moment Peter is work in Russia.

4. It rains at the moment.

5. Peter is in the kitchen. He cooks breakfast for the family.

# Degrees of comparison



## Исключения в степени сравнения прилагательных

- **bad - worse - the worst**
- **far - further - the furthest**
- **far - farther - the farthest**
- **good - better - the best**
- **many - more - the most**
- **little - less - the least**
- **old - elder / older - the eldest/oldest**



I would like to compare and contrast these two photos. In the first picture we can see **people/a person** **somewhere/doing smth.** And in the second picture we can **people/a person** **somewhere/doing smth.**



I would like to compare and contrast these two photos.

In the first picture we can see **a woman** working in the office.


And in the second picture we can see **a man** working outside.



I would like to compare and contrast these two photos.

In the first picture we can see **a man** teaching a class at school.

And in the second picture we can see **a boy** studying in the classroom.



### 3. Какое сходство

Both photos have a lot in common.

1. Действие.

Firstly, *people/ girls* in both pictures are doing smth.

2. Место.

Secondly, *people* in both pictures are *somewhere*.

3. Возраст.

Thirdly, *they* are of the same age. They are about ... .

4. Эмоции.

They look *happy/ sad*.

5. Одежда.

Finally, *both of them* are wearing similar clothes: *a shirt and jeans*.

These photos have a lot in common.

Firstly, people in both pictures **are working**.


As I said before, **the woman** is working in the office, and **the man** is working at the construction site. Secondly, both of them look focused and serious.



These photos have a lot in common.

Firstly, **the man and the boy** are both **at school**.

Secondly, **both of them** look **serious and concentrated**.



## 4. Какое различие

### 1. Действие.

People in this pictures are doing different things. *The person* in the first picture *is doing this* and the person in the second picture *is doing that*.

### 2. Место.

They are in different places. *He* is probably at *this place*, whereas *she* is at *that place*.

### 3. Возраст.

They are of different ages. *The person* on the left seems *older* than *the person* on the right.

### 4. Эмоции.

*He* looks *happy*, whereas *she* looks *sad*.

### 5. Одежда.

They are dressed differently. *He* is wearing *this*, while *she* is wearing *that*.

These pictures are also different in many ways.

They are in different places. **The woman is in the office**, whereas **the man is at the building site**. Also, they are dressed differently. **The woman is wearing a formal suit**, while **the man is wearing a special uniform**.





## 4. Какое различие

### 1. Действие.

People in this pictures are doing different things. *The person* in the first picture *is doing this* and the person in the second picture *is doing that*.

### 2. Место.

They are in different places. *He* is probably at *this place*, whereas *she* is at *that place*.

### 3. Возраст.

They are of different ages. *The person* on the left seems *older* than *the person* on the right.

### 4. Эмоции.


*He* looks *happy*, whereas *she* looks *sad*.

### 5. Одежда.

They are dressed differently. *He* is wearing *this*, while *she* is wearing *that*.

These pictures are also different in many ways.

**They** are doing different things. **The boy** is studying, while **the man** is teaching the class. Also, they are dressed differently. **The man** is wearing a blue shirt, while **the boy** is wearing a white shirt with a red tie.



## 5. Что предпочел бы, почему

As for me, I'd prefer ..... , because:

-it makes *me positive/feel happy*

-I enjoy .....

or


-As for what I would prefer, *to work/ do in this place* rather than to *work/ do in that place*.

-I think *that working in this place* is more interesting and challenging than *working on that place*.

As for what I would prefer, I'd probably prefer to work in the office rather than to work at the building site. I think that working in the office is more interesting and challenging than working at the building site.



As for what I would prefer, I'd probably prefer **to study** rather than **to teach**. I think that **studying** is **more exciting** and **less stressful** than **teaching**.



## 6. Заключительное предложение

**That's all I wanted to say. Thank you for listening.**

Study the two photographs. In 10 minutes be ready to compare and contrast the photographs:

- give a brief description (action, location)
- say what the pictures have in common
- say in what way the pictures are different
- say what you'd prefer, explain why
- conclusion



